


# PATRIOTIC STAR LETTERS

activity



# HOW TO USE THIS ACTIVITY

## Materials to gather:

- Star stickers
- Heavy cardstock
- Scissors


## What to do:

- Print the star letter cards onto heavy cardstock.
- If you want to use them over and over again, laminate the cards.
- Cut the letter cards apart
- Place the star stickers, one at a time, using proper letter formation.
- Say the name of the letter out loud and make its sound.
- Look around your environment to see if there are any objects that start with that letter.



\*Instead of star stickers you can use small pieces of play dough, pompoms, beads (even star beads) or other small manipulatives.







Copyright© 2025 Preschool Joy




Copyright© 2025 Preschool Joy












Copyright© 2025 Preschool Joy




Copyright© 2025 Preschool Joy






Copyright© 2025 Preschool Joy



Copyright© 2025 Preschool Joy











Copyright© 2025 Preschool Joy



Copyright© 2025 Preschool Joy






Copyright© 2025 Preschool Joy



Copyright© 2025 Preschool Joy



Copyright© 2025 Preschool Joy



Copyright© 2025 Preschool Joy

# TERMS OF USE

Thank you for your purchase! By purchasing this resource, you are agreeing that the contents are the property of PRESCHOOL JOY and licensed to you only for personal use as a single user. I retain the copyright, and reserve all rights to this product.

## YOU MAY:

- Use free and purchased items for your own personal use.
- Reference this product in blog posts, at seminars, professional development, workshops, or other such venues, ONLY if both credit is given to myself as the author, and a link back to the original source ([readyhandsforkindergarten.com](http://readyhandsforkindergarten.com))
- Teachers may use these activities within their own classroom. To use in multiple classrooms or an entire school, please contact directly to obtain a multi-use license.

## YOU MAY NOT:

- Claim this work as your own, alter the files in any way, or remove copyright / watermarks.
- Sell the files or combine them into another unit for sale / free.
- Post this document for sale / free elsewhere on the internet (this includes Google Doc links on blogs).
- Making copies of purchased items to share with others is strictly forbidden and is a violation of the TOU / law.

Thank you for abiding by universally accepted codes of professional ethics while using this product. As this is a digital product, no refunds will be issued. If you encounter an issue with your file, notice an error, or are in any way experiencing a problem, please contact me, and I will be more than happy to help sort it out. You can message me at [info@preschooljoy.com](mailto:info@preschooljoy.com)

\*All activities are to be completed with adult supervision. Upon purchase you are agreeing to these terms of use.