



PRESCHOOL FINE MOTOR ACTIVITY PACK



HOW TO USE THESE ACTIVITIES


Each of the fine motor activities in the pack give an opportunity to place small objects onto the printable. Encourage your child to pick up one item at a time and use a tip pinch (the tip of the index finger opposed to the tip of the thumb).

Ideas for objects to use:

- Play dough balls
- Pompoms (with or without tongs)
- BINGO chips (with or without a magnet wand)
- Coins
- Buttons
- Erasers
- Small toys
- Blocks
- Stickers
- Cotton balls
- Treats like goldfish crackers or fruit snacks

For the last 7 activities, feel free to use the numbers cards and add an element of counting also. For the fish bowl we used goldfish crackers.


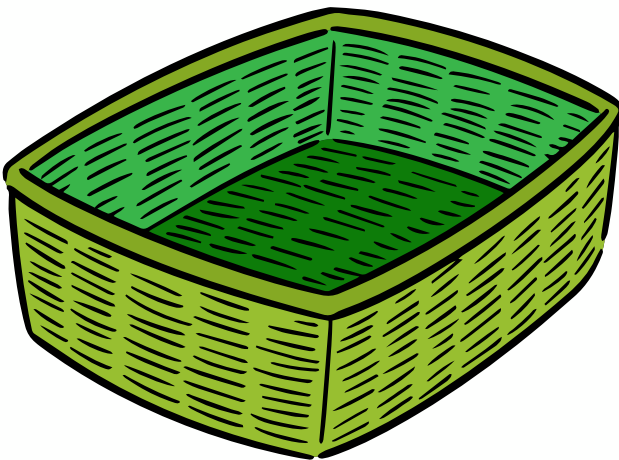

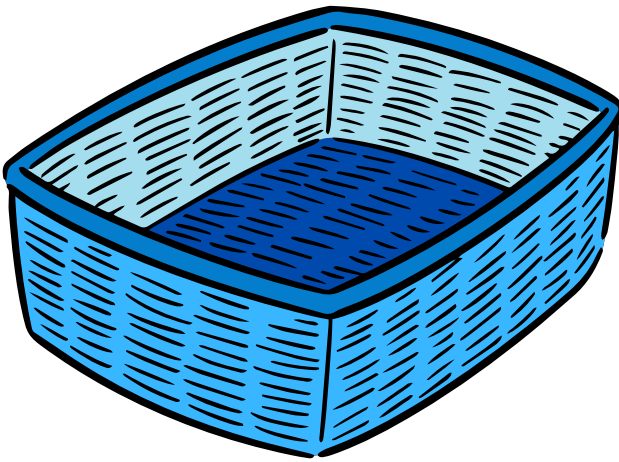
*I do not recommend use of paint doobers since this tool will not optimally work on the necessary muscles and coordination needed to promote a mature grasp pattern for holding a pencil later on.




GIVE THE PUPPY SPOTS




SORT BY COLOR



RAWR!



ADD THE PUMPKINS TO THE PATCH





ADD APPLES TO THE TREE





ADD THE BERRIES TO THE CAKE






ADD THE LEMONS




DECORATE THE CUPCAKE




MAKE AN ICE CREAM SUNDAE



ADD THE EGGS



ADD THE BERRIES



ADD THE FISH

1

2

3

4

5

6

7

8

9

10

11

12

WHAT'S NEXT?

Make a plan for fine motor learning all year long with...

.....
preschool
 **JOY**
printables membership



LEARN MORE

PRESCHOOLJOY.COM



Thank You!!!

For more creative teaching ideas, follow
me on Instagram
[@preschooljoyprintables](https://www.instagram.com/preschooljoyprintables)

and visit
PreschoolJoy.com

All materials © 2025 Preschool Joy
Not to be copied or distributed
Adult supervision required for ALL activities



TERMS OF USE

Thank you for your purchase! By purchasing this resource, you are agreeing that the contents are the property of PRESCHOOL JOY and licensed to you only for personal use as a single user. I retain the copyright, and reserve all rights to this product.

YOU MAY:

- Use free and purchased items for your own personal use.
- Reference this product in blog posts, at seminars, professional development, workshops, or other such venues, ONLY if both credit is given to myself as the author, and a link back to the original source (readyhandsforkindergarten.com)
- Teachers may use these activities within their own classroom. To use in multiple classrooms or an entire school, please contact directly to obtain a multi-use license.

YOU MAY NOT:

- Claim this work as your own, alter the files in any way, or remove copyright / watermarks.
- Sell the files or combine them into another unit for sale / free.
- Post this document for sale / free elsewhere on the internet (this includes Google Doc links on blogs).
- Making copies of purchased items to share with others is strictly forbidden and is a violation of the TOU / law.

Thank you for abiding by universally accepted codes of professional ethics while using this product. As this is a digital product, no refunds will be issued. If you encounter an issue with your file, notice an error, or are in any way experiencing a problem, please contact me, and I will be more than happy to help sort it out. You can message me at info@preschooljoy.com

*All activities are to be completed with adult supervision. Upon purchase you are agreeing to these terms of use.