
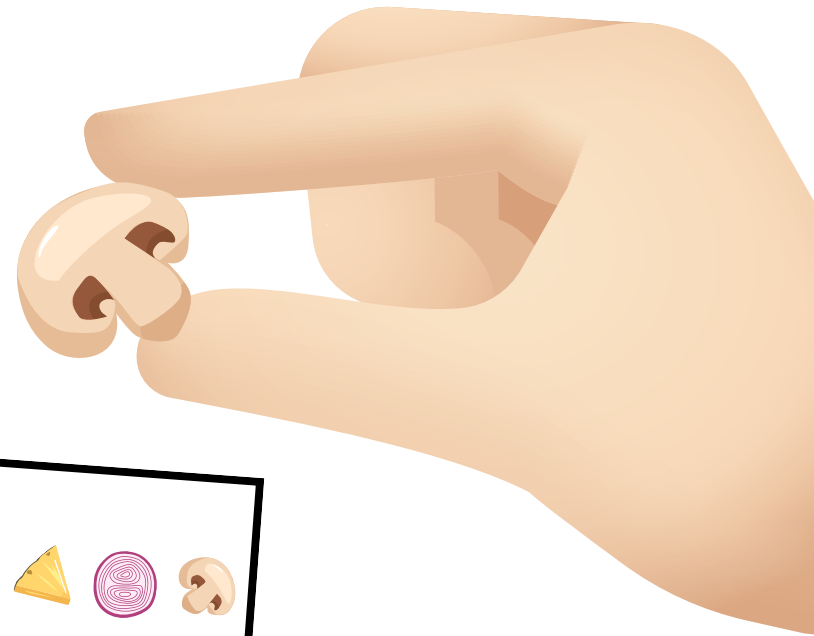


BBQ KABOB PATTERNS

activity



HOW TO USE THIS ACTIVITY

Materials to gather:

- Scissors
- Velcro (strips and dots)
- Glue stick or double adhesive tape
- Folder




Preparation:

- Print the activity onto heavy cardstock.
- For best results, laminate all parts.
- Cut out the kabob foods (either into rough squares or more detailed) and pattern cards.
- Attach the bbq page to one side of the folder inside.
- Place strips of velcro on the other side of the folder.
- Place velcro circles on the back of each kabob ingredient.
- Attach each circle to the velcro strips.

What to do:

- Choose a card and imitate the pattern on the kabob stick on the bbq.
- Put all the pieces back, choose another card and repeat the process.











TERMS OF USE

Thank you for your purchase! By purchasing this resource, you are agreeing that the contents are the property of PRESCHOOL JOY and licensed to you only for personal use as a single user. I retain the copyright, and reserve all rights to this product.

YOU MAY:

- Use free and purchased items for your own personal use.
- Reference this product in blog posts, at seminars, professional development, workshops, or other such venues, ONLY if both credit is given to myself as the author, and a link back to the original source (readyhandsforkindergarten.com)
- Teachers may use these activities within their own classroom. To use in multiple classrooms or an entire school, please contact directly to obtain a multi-use license.

YOU MAY NOT:

- Claim this work as your own, alter the files in any way, or remove copyright / watermarks.
- Sell the files or combine them into another unit for sale / free.
- Post this document for sale / free elsewhere on the internet (this includes Google Doc links on blogs).
- Making copies of purchased items to share with others is strictly forbidden and is a violation of the TOU / law.

Thank you for abiding by universally accepted codes of professional ethics while using this product. As this is a digital product, no refunds will be issued. If you encounter an issue with your file, notice an error, or are in any way experiencing a problem, please contact me, and I will be more than happy to help sort it out. You can message me at info@preschooljoy.com

*All activities are to be completed with adult supervision. Upon purchase you are agreeing to these terms of use.