

4TH OF JULY COUNTING


cards

A counting card featuring four small American flags arranged in a 2x2 grid. Below the flags is a number grid with three cells containing the numbers 5, 4, and 7. A wooden clothespin is clipped to the bottom of the number 4.

5	4	7
---	---	---

A counting card featuring three top hats with red, white, and blue stripes, arranged vertically. Below the hats is a number grid with three cells containing the numbers 3, 4, and 1.

3	4	1
---	---	---




HOW TO USE THIS ACTIVITY

What to do:

- Print the activities (onto cardstock for best results)
- Cut the pages down to their half size
- For each card, have your child use one of the options below to choose the right answer. If using the hole punch, punch several times on the answer to punch it out. This is great for strengthening little hands.
- Say the name of the number out loud and count it out.

Manipulatives options:

- Use a hole punch to punch out the correct answer
- Cover the answer with a small toy or block
- Place a pompom on the answer using tongs
- Clip the answer with a clothespin
- Roll a piece of play dough and put it on the answer



4





3

1

3

2

5



3


4

1

5

4

7



4



7

5

6

9

7



7



5

8

6

10

8



5



7

9

10

9

7



10

11

9

12

10

8

TERMS OF USE

Thank you for your purchase! By purchasing this resource, you are agreeing that the contents are the property of PRESCHOOL JOY and licensed to you only for personal use as a single user. I retain the copyright, and reserve all rights to this product.

YOU MAY:

- Use free and purchased items for your own personal use.
- Reference this product in blog posts, at seminars, professional development, workshops, or other such venues, ONLY if both credit is given to myself as the author, and a link back to the original source (readyhandsforkindergarten.com)
- Teachers may use these activities within their own classroom. To use in multiple classrooms or an entire school, please contact directly to obtain a multi-use license.

YOU MAY NOT:

- Claim this work as your own, alter the files in any way, or remove copyright / watermarks.
- Sell the files or combine them into another unit for sale / free.
- Post this document for sale / free elsewhere on the internet (this includes Google Doc links on blogs).
- Making copies of purchased items to share with others is strictly forbidden and is a violation of the TOU / law.

Thank you for abiding by universally accepted codes of professional ethics while using this product. As this is a digital product, no refunds will be issued. If you encounter an issue with your file, notice an error, or are in any way experiencing a problem, please contact me, and I will be more than happy to help sort it out. You can message me at info@preschooljoy.com

*All activities are to be completed with adult supervision. Upon purchase you are agreeing to these terms of use.