

# LACING LETTERS

activity




# HOW TO USE THIS LACING ACTIVITY


## You will need:


- Single hole punch
- Yarn or string
- Scotch tape


## What to do for the lacing letters:


- Print a letter onto heavy cardstock.
- Cut out around it and punch the holes.
- Cut a length of string about 1yd long and put tape around 1 end to make it easier to lace through the holes.
- Have your kiddo lace through the holes to form the letter.
- As always, talk about the letter. Say it's name and sound out loud. Look around for objects in the area that start with that letter.












































































# TERMS OF USE

Thank you for your purchase! By purchasing this resource, you are agreeing that the contents are the property of PRESCHOOL JOY and licensed to you only for personal use as a single user. I retain the copyright, and reserve all rights to this product.

## YOU MAY:

- Use free and purchased items for your own personal use.
- Reference this product in blog posts, at seminars, professional development, workshops, or other such venues, ONLY if both credit is given to myself as the author, and a link back to the original source ([readyhandsforkindergarten.com](http://readyhandsforkindergarten.com))
- Teachers may use these activities within their own classroom. To use in multiple classrooms or an entire school, please contact directly to obtain a multi-use license.

## YOU MAY NOT:

- Claim this work as your own, alter the files in any way, or remove copyright / watermarks.
- Sell the files or combine them into another unit for sale / free.
- Post this document for sale / free elsewhere on the internet (this includes Google Doc links on blogs).
- Making copies of purchased items to share with others is strictly forbidden and is a violation of the TOU / law.

Thank you for abiding by universally accepted codes of professional ethics while using this product. As this is a digital product, no refunds will be issued. If you encounter an issue with your file, notice an error, or are in any way experiencing a problem, please contact me, and I will be more than happy to help sort it out. You can message me at [info@preschooljoy.com](mailto:info@preschooljoy.com)

\*All activities are to be completed with adult supervision. Upon purchase you are agreeing to these terms of use.