




# TOOTHPICK PUNCH BARNYARD ROUNDUP

activities



# HOW TO USE THIS ACTIVITY





## Supplies to gather:





- Toothpicks
- Mouse pad or towel
- Crayons or markers






## What to do:







- Choose what pages you would like to play with and print them out onto regular printer paper.
- If you chose a page without the path drawn in, use your crayon or marker to draw the path between the items first.
- Trace along the path using the pointer finger.
- Place the paper on top of a mouse pad or folded dish towel.
- Punch a toothpick along each path, moving from left to right.







\*Be sure to encourage your child to hold the toothpick using a "pinch", with it held between the tip of the index finger and tip of the thumb.




























# TERMS OF USE

Thank you for your purchase! By purchasing this resource, you are agreeing that the contents are the property of PRESCHOOL JOY and licensed to you only for personal use as a single user. I retain the copyright, and reserve all rights to this product.

## YOU MAY:

- Use free and purchased items for your own personal use.
- Reference this product in blog posts, at seminars, professional development, workshops, or other such venues, ONLY if both credit is given to myself as the author, and a link back to the original source ([readyhandsforkindergarten.com](http://readyhandsforkindergarten.com))
- Teachers may use these activities within their own classroom. To use in multiple classrooms or an entire school, please contact directly to obtain a multi-use license.

## YOU MAY NOT:

- Claim this work as your own, alter the files in any way, or remove copyright / watermarks.
- Sell the files or combine them into another unit for sale / free.
- Post this document for sale / free elsewhere on the internet (this includes Google Doc links on blogs).
- Making copies of purchased items to share with others is strictly forbidden and is a violation of the TOU / law.

Thank you for abiding by universally accepted codes of professional ethics while using this product. As this is a digital product, no refunds will be issued. If you encounter an issue with your file, notice an error, or are in any way experiencing a problem, please contact me, and I will be more than happy to help sort it out. You can message me at [info@preschooljoy.com](mailto:info@preschooljoy.com)

\*All activities are to be completed with adult supervision. Upon purchase you are agreeing to these terms of use.