


TURKEY FEATHER PATTERNS

activity



HOW TO USE THIS ACTIVITY

Supplies to gather:

- Scissors
- Clothespins
- Markers (or paint or washi tape)

What to do:


- Color clothespins-2 of each color-red, blue, green, yellow, orange, pink, purple
- Print this activity onto heavy cardstock
- If you want to use this activity over and over again, laminate it.
- Cut out the turkey who has no feathers (from the first page).
- Cut the pattern cards apart.
- Choose a pattern card and place the matching clothespin feathers onto your turkey.
- Remove the “feathers” and repeat the process.

Alternatives:

- Instead of clothespins, use colored popsicle sticks and simply place them on or behind your turkey form.
- Use play dough “feathers” instead of clothespins

TURKEY FEATHER PATTERNS

activity




TURKEY FEATHER PATTERNS


Instructions:







- Choose a card and put the clothespin fathers on your turkey to match the card.







TURKEY
FEATHER
PATTERNS







activity



















TERMS OF USE

Thank you for your purchase! By purchasing this resource, you are agreeing that the contents are the property of PRESCHOOL JOY and licensed to you only for personal use as a single user. I retain the copyright, and reserve all rights to this product.

YOU MAY:

- Use free and purchased items for your own personal use.
- Reference this product in blog posts, at seminars, professional development, workshops, or other such venues, ONLY if both credit is given to myself as the author, and a link back to the original source (readyhandsforkindergarten.com)
- Teachers may use these activities within their own classroom. To use in multiple classrooms or an entire school, please contact directly to obtain a multi-use license.

YOU MAY NOT:

- Claim this work as your own, alter the files in any way, or remove copyright / watermarks.
- Sell the files or combine them into another unit for sale / free.
- Post this document for sale / free elsewhere on the internet (this includes Google Doc links on blogs).
- Making copies of purchased items to share with others is strictly forbidden and is a violation of the TOU / law.

Thank you for abiding by universally accepted codes of professional ethics while using this product. As this is a digital product, no refunds will be issued. If you encounter an issue with your file, notice an error, or are in any way experiencing a problem, please contact me, and I will be more than happy to help sort it out. You can message me at info@preschooljoy.com

*All activities are to be completed with adult supervision. Upon purchase you are agreeing to these terms of use.