

SUMMER MEMORY GAME



HOW TO USE THIS ACTIVITY



Prepare the cards:

- Make 2 copies of your page of choice on heavy cardstock. If you use standard paper, you may be able to see the symbols through the paper which will affect the game. For a more challenging game, print 2 copies of another page in addition to the first.
- Optional-print the sprinkles pattern on the back of the cards.
- Cut the cards apart.

How to play the game:

- Mix up the printed cards and place them upside down on the table in a grid pattern.
- Each player takes turns flipping over 2 cards at a time.
- If they match, keep the cards, which count as points, and go again.
- If they do not match, turn them back over in the same place, and it's the next person's turn.
- Keep going until all of the cards on the board are gone.
- Whoever has the most cards at the end of the game, wins.
- As you are playing, point out colors in the pictures or say what letter the picture on the card starts with. If your child has advanced skills, work on some basic spelling words along the way.


MAKE 2 COPIES



MAKE 2 COPIES



MAKE 2 COPIES





TERMS OF USE

Thank you for your purchase! By purchasing this resource, you are agreeing that the contents are the property of PRESCHOOL JOY and licensed to you only for personal use as a single user. I retain the copyright, and reserve all rights to this product.

YOU MAY:

- Use free and purchased items for your own personal use.
- Reference this product in blog posts, at seminars, professional development, workshops, or other such venues, ONLY if both credit is given to myself as the author, and a link back to the original source (readyhandsforkindergarten.com)
- Teachers may use these activities within their own classroom. To use in multiple classrooms or an entire school, please contact directly to obtain a multi-use license.

YOU MAY NOT:

- Claim this work as your own, alter the files in any way, or remove copyright / watermarks.
- Sell the files or combine them into another unit for sale / free.
- Post this document for sale / free elsewhere on the internet (this includes Google Doc links on blogs).
- Making copies of purchased items to share with others is strictly forbidden and is a violation of the TOU / law.

Thank you for abiding by universally accepted codes of professional ethics while using this product. As this is a digital product, no refunds will be issued. If you encounter an issue with your file, notice an error, or are in any way experiencing a problem, please contact me, and I will be more than happy to help sort it out. You can message me at info@preschooljoy.com

*All activities are to be completed with adult supervision. Upon purchase you are agreeing to these terms of use.