

SENSORY BAG LETTERS

activity



How to use this activity

Supplies to gather:

- Prepared sensory bag (aka squishy bag)
- Scissors
- Heavy Cardstock
- Lamination (optional)

What to do:

- Print the snowman letter cards onto heavy cardstock.
- If you plan to use it over and over again, laminate the cards.
- Cut out each card.
- Choose a snowman letter card.
- Place the card under a squishy bag and trace the letter, using proper letter formation.
- Say the name and sound of the letter out loud.

Alternatives:

- Instead of placing this under a squishy bag, treat it like a play dough mat.
- Simply trace the letter using broken crayons. Go over it again and again with different colors to create rainbow letters.
- Use pipe cleaners or wiki stix to cover the letters.
- Place small objects, like beads, along the lines to form the letters.
- Paint over the letter with a q-tip or finger paint...on a vertical surface for best results.

HOW TO MAKE A SENSORY BAG

Materials:

- Quart sized freezer bag
- Cotton ball
- Rubbing alcohol or fingernail polish remover
- Hair gel
- Duct tape
- Food coloring
- Items to move around in bag (optional)
- Fine glitter (optional)



Instructions:

- 1.If your freezer bag has any print on it, use the cotton ball with some rubbing alcohol or fingernail polish remover to remove it.
- 2.Squeeze some hair gel into the bag so that there is a nice even covering inside the bag but so that it's not over-filled
- 3.Add a little food coloring but be careful not to make the color too dark because you need to be able to see what's under the bag.
- 4.Close the bag and gently work in the food coloring.
- 5.Optional: Place in the bag whatever filler you need for the activities you will be completing (beads, pompoms, etc.)
- 6.Optional: Add fine glitter and mix in.
- 7.Close up the bag, squeezing out any extra air bubbles and secure the top of the bag with duct tape. Also tape off the sides of the top so that no gel can't be squeezed out during play.

SENSORY BAG LETTERS

activity


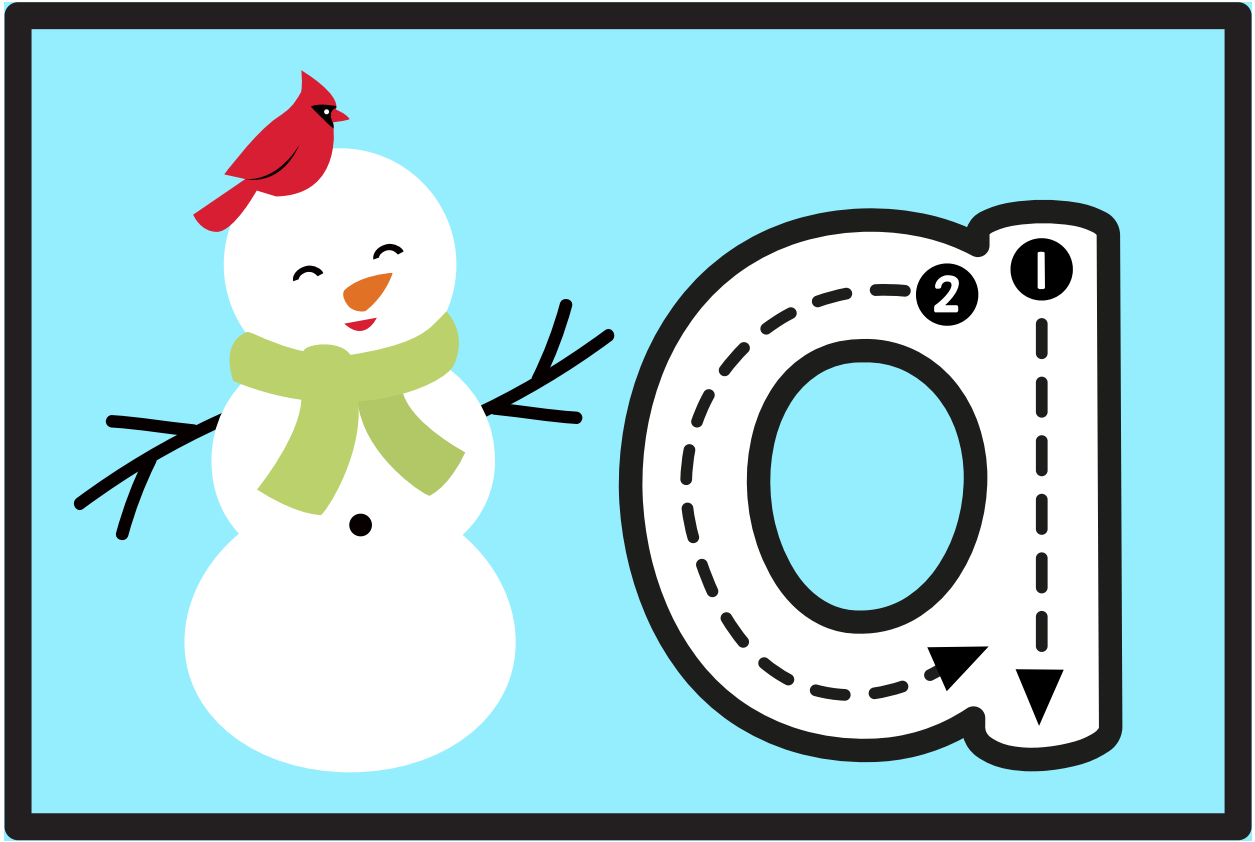




Snowman Lowercase Letters






Instructions:



- Place the sensory bag over your alphabet card
- Trace over the letter with your index finger
- Say the name of the letter









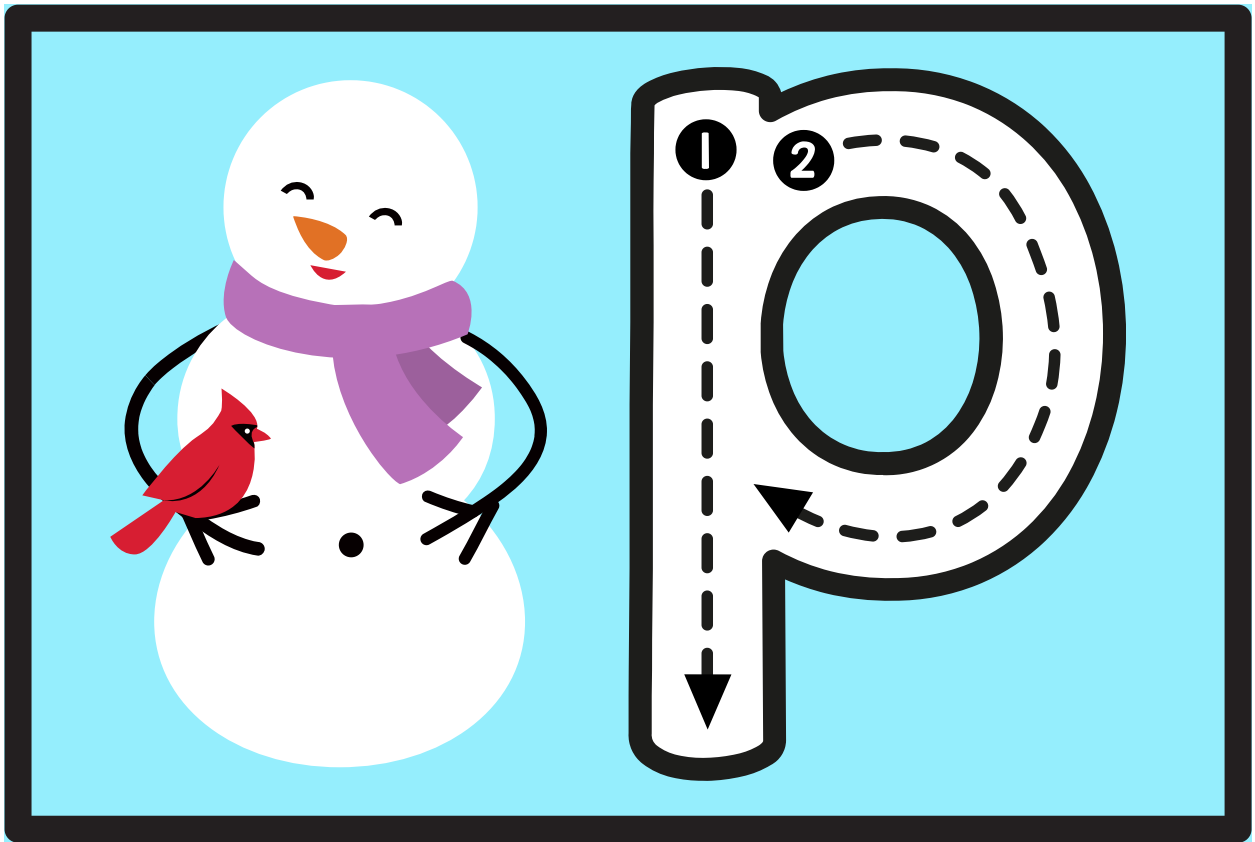















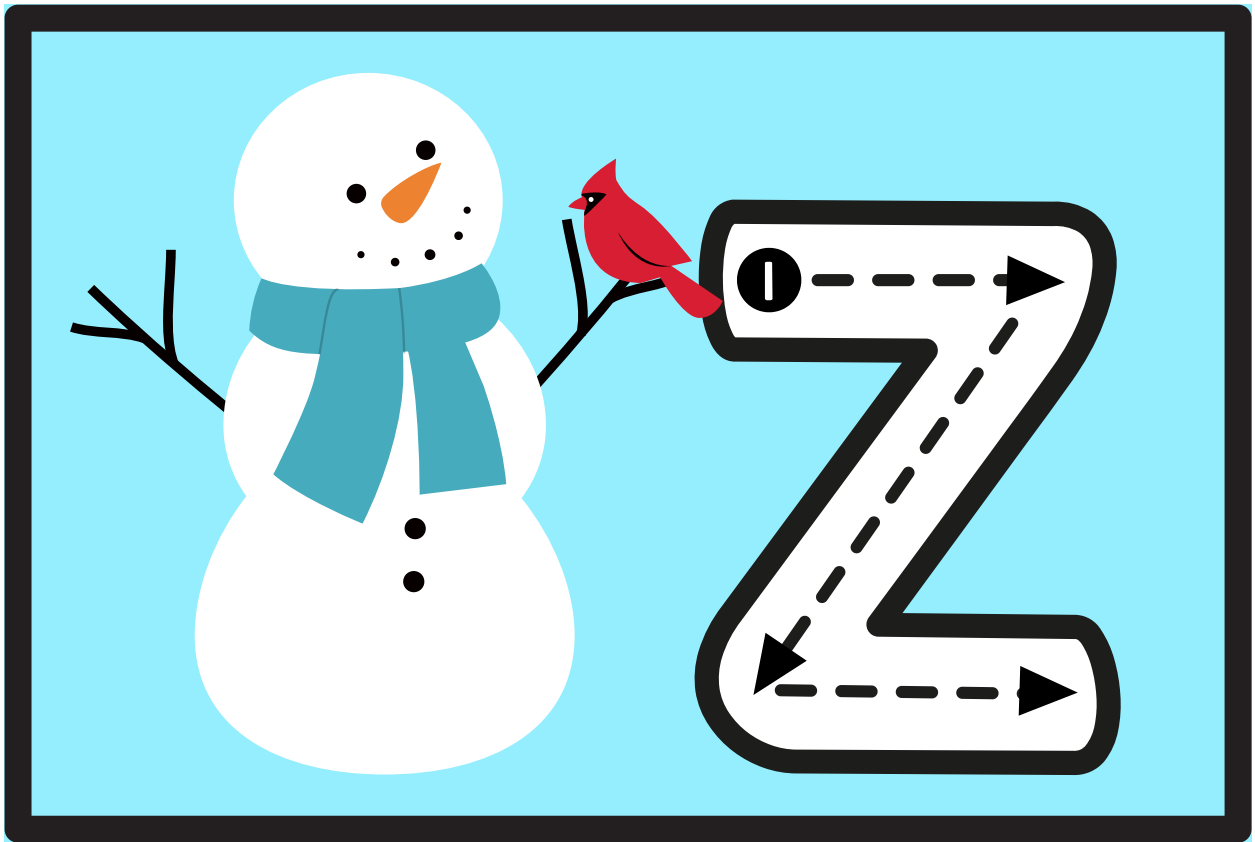















TERMS OF USE

Thank you for your purchase! By purchasing this resource, you are agreeing that the contents are the property of PRESCHOOL JOY and licensed to you only for personal use as a single user. I retain the copyright, and reserve all rights to this product.

YOU MAY:

- Use free and purchased items for your own personal use.
- Reference this product in blog posts, at seminars, professional development, workshops, or other such venues, ONLY if both credit is given to myself as the author, and a link back to the original source (readyhandsforkindergarten.com)
- Teachers may use these activities within their own classroom. To use in multiple classrooms or an entire school, please contact directly to obtain a multi-use license.

YOU MAY NOT:

- Claim this work as your own, alter the files in any way, or remove copyright / watermarks.
- Sell the files or combine them into another unit for sale / free.
- Post this document for sale / free elsewhere on the internet (this includes Google Doc links on blogs).
- Making copies of purchased items to share with others is strictly forbidden and is a violation of the TOU / law.

Thank you for abiding by universally accepted codes of professional ethics while using this product. As this is a digital product, no refunds will be issued. If you encounter an issue with your file, notice an error, or are in any way experiencing a problem, please contact me, and I will be more than happy to help sort it out. You can message me at info@preschooljoy.com

*All activities are to be completed with adult supervision. Upon purchase you are agreeing to these terms of use.