



SUMMER Q-TIP PAINTING

activity



HOW TO USE THIS ACTIVITY

Materials to gather:

- Crayons or markers
- Paint (or ink pad)
- Q-tips (cut in half)
- Newspaper or paper plate for the paint

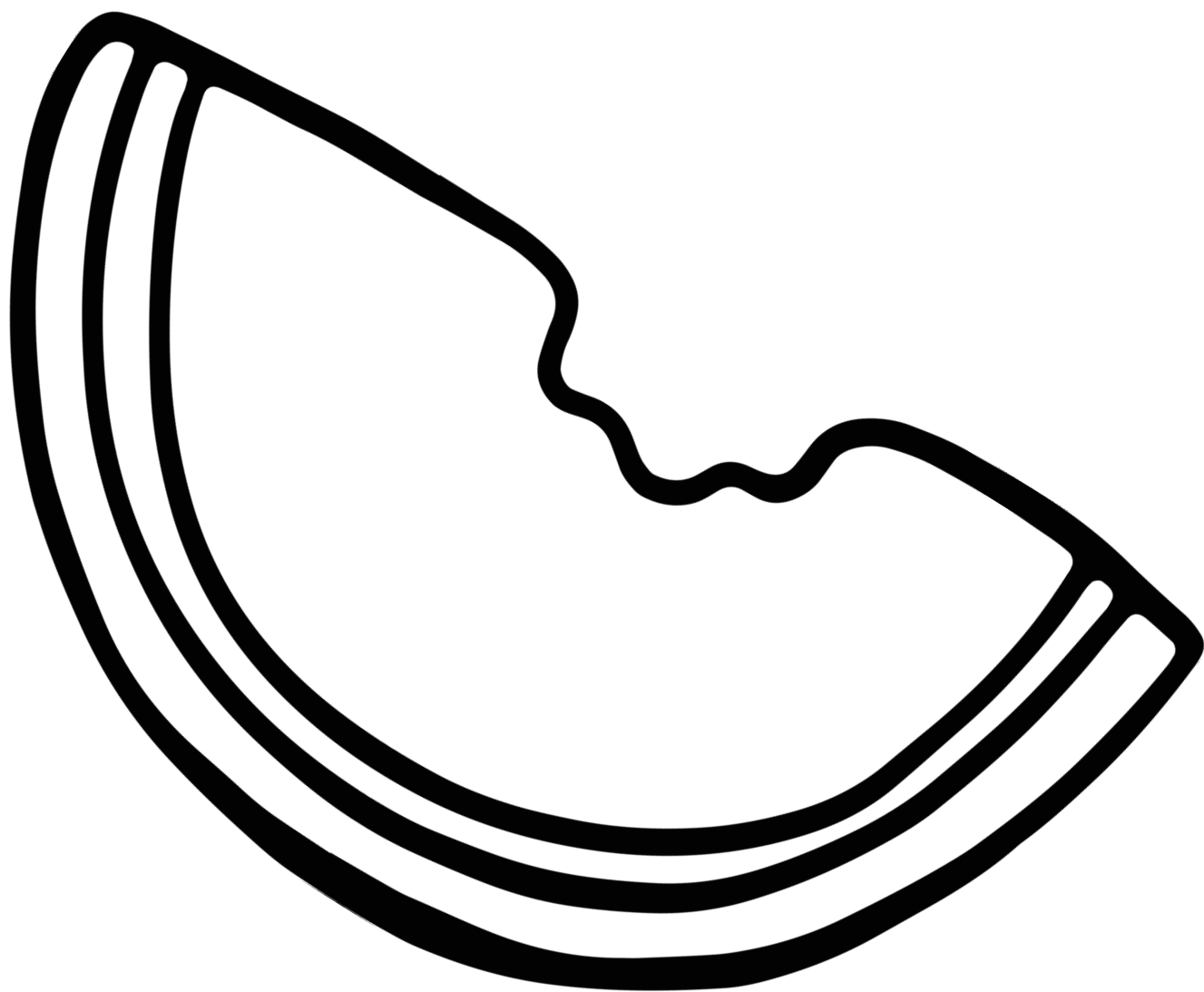
What to do:


- Choose a picture and print it out (onto cardstock is best if you have it).
- Color the picture using crayons or markers.
- Then squeeze out a bit of paint onto a paper plate or piece of newspaper. The color will vary depending on the picture you chose.
- Cut your q-tips in half to promote a mature pinch grasp, which is what we want to develop for good writing skills down the road.
- Use the q-tips to add dots to your picture, like the seeds of the watermelon slice, polka dots on the swim trunks, spots on the ladybug, etc.
- Give the paint a minute to dry before moving your artwork.

*As always, use this as an opportunity to learn other skills too, like counting or learning colors.


Alternative:

- Finish the picture off using fingerprints.









TERMS OF USE

Thank you for your purchase! By purchasing this resource, you are agreeing that the contents are the property of PRESCHOOL JOY and licensed to you only for personal use as a single user. I retain the copyright, and reserve all rights to this product.

YOU MAY:

- Use free and purchased items for your own personal use.
- Reference this product in blog posts, at seminars, professional development, workshops, or other such venues, ONLY if both credit is given to myself as the author, and a link back to the original source (readyhandsforkindergarten.com)
- Teachers may use these activities within their own classroom. To use in multiple classrooms or an entire school, please contact directly to obtain a multi-use license.

YOU MAY NOT:

- Claim this work as your own, alter the files in any way, or remove copyright / watermarks.
- Sell the files or combine them into another unit for sale / free.
- Post this document for sale / free elsewhere on the internet (this includes Google Doc links on blogs).
- Making copies of purchased items to share with others is strictly forbidden and is a violation of the TOU / law.

Thank you for abiding by universally accepted codes of professional ethics while using this product. As this is a digital product, no refunds will be issued. If you encounter an issue with your file, notice an error, or are in any way experiencing a problem, please contact me, and I will be more than happy to help sort it out. You can message me at info@preschooljoy.com

*All activities are to be completed with adult supervision. Upon purchase you are agreeing to these terms of use.