

MOW THE GRASS LETTERS

ABC



HOW TO USE THIS ACTIVITY

You will need:

- Scissors
- Scotch tape (optional)
- Matchbox sized lawnmower (optional)

What to do with the sledding letters:

- Print the letters that you would like to use for play. It's best if you use cardstock. You may want to start with the letters of your child's name to help them to become familiar with those forms.
- For re-usable letters, laminate or slip them into a plastic sleeve.
- Use a toy lawnmower to "cut the grass" on the letters.
- Using proper letter formation, slide on the letter path using the mower.
- Say how you are forming the letter out loud as the sled follows the path (eg-for A say "slide down one side, slide down the other and then connect the lines". Make the language your own and try to use consistent terms during prewriting play.
- Name the letter, sound it out, look around the environment to see if there are things that start with that letter.

Other Options for play:

- Print onto cardstock the lawnmowers at the ends of this collection. Pick one or more to use and cut them out. You can even tape the mower to your pointing finger.
- Draw and color in your own mower to use on the letters.



















































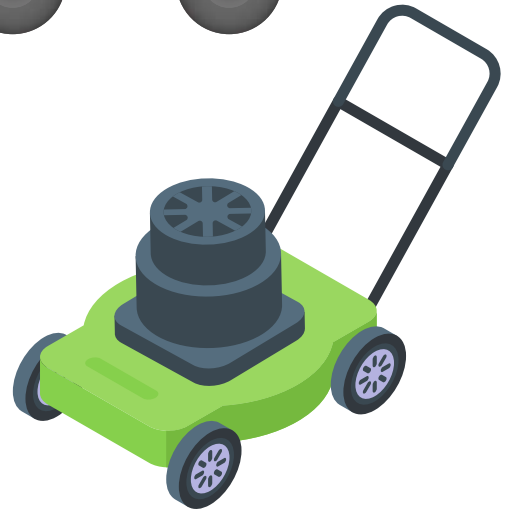

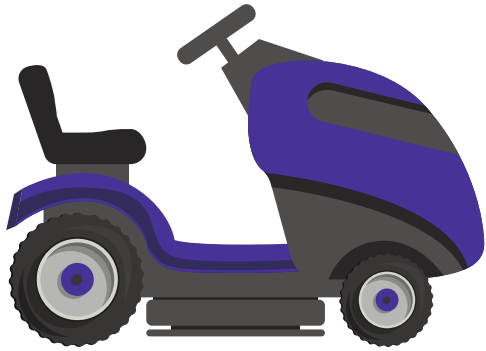












TERMS OF USE

Thank you for your purchase! By purchasing this resource, you are agreeing that the contents are the property of PRESCHOOL JOY and licensed to you only for personal use as a single user. I retain the copyright, and reserve all rights to this product.

YOU MAY:

- Use free and purchased items for your own personal use.
- Reference this product in blog posts, at seminars, professional development, workshops, or other such venues, ONLY if both credit is given to myself as the author, and a link back to the original source (readyhandsforkindergarten.com)
- Teachers may use these activities within their own classroom. To use in multiple classrooms or an entire school, please contact directly to obtain a multi-use license.

YOU MAY NOT:

- Claim this work as your own, alter the files in any way, or remove copyright / watermarks.
- Sell the files or combine them into another unit for sale / free.
- Post this document for sale / free elsewhere on the internet (this includes Google Doc links on blogs).
- Making copies of purchased items to share with others is strictly forbidden and is a violation of the TOU / law.

Thank you for abiding by universally accepted codes of professional ethics while using this product. As this is a digital product, no refunds will be issued. If you encounter an issue with your file, notice an error, or are in any way experiencing a problem, please contact me, and I will be more than happy to help sort it out. You can message me at info@preschooljoy.com

*All activities are to be completed with adult supervision. Upon purchase you are agreeing to these terms of use.