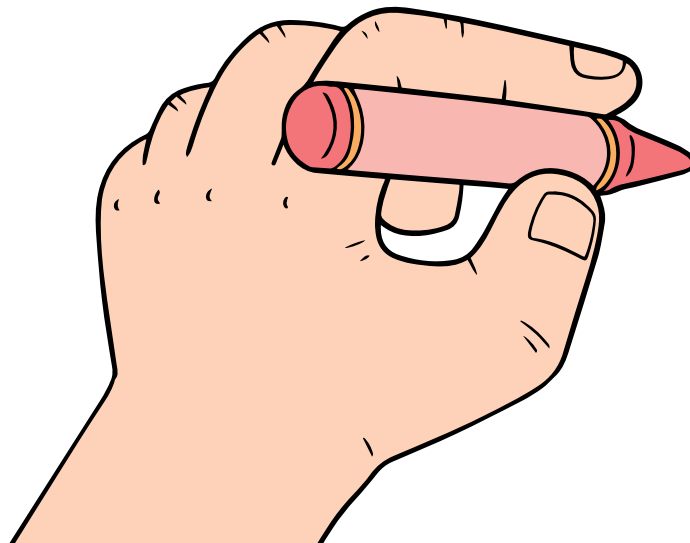


# DRAW A RAINBOW

ACTIVITY



# HOW TO USE THIS ACTIVITY

## Supplies to gather:

- Crayons or markers

## What to do:


- Choose a version of the rainbow activity. The most difficult is drawing without any arches as guides. The easiest is starting with the small arch as a guide.
- Print the page you have chosen.
- Use markers or crayons to draw your rainbow, using the stars as a starting and ending point for each of the parts of your rainbow.

## Other activity ideas:

- Use these at play dough mats.
- After drawing the parts of your rainbow, place small items, like beads or pompoms, along each of the arches.

\*As a finishing touch and a fun sensory activity, put some fluffy cotton clouds at the bottom of each end of your rainbow.

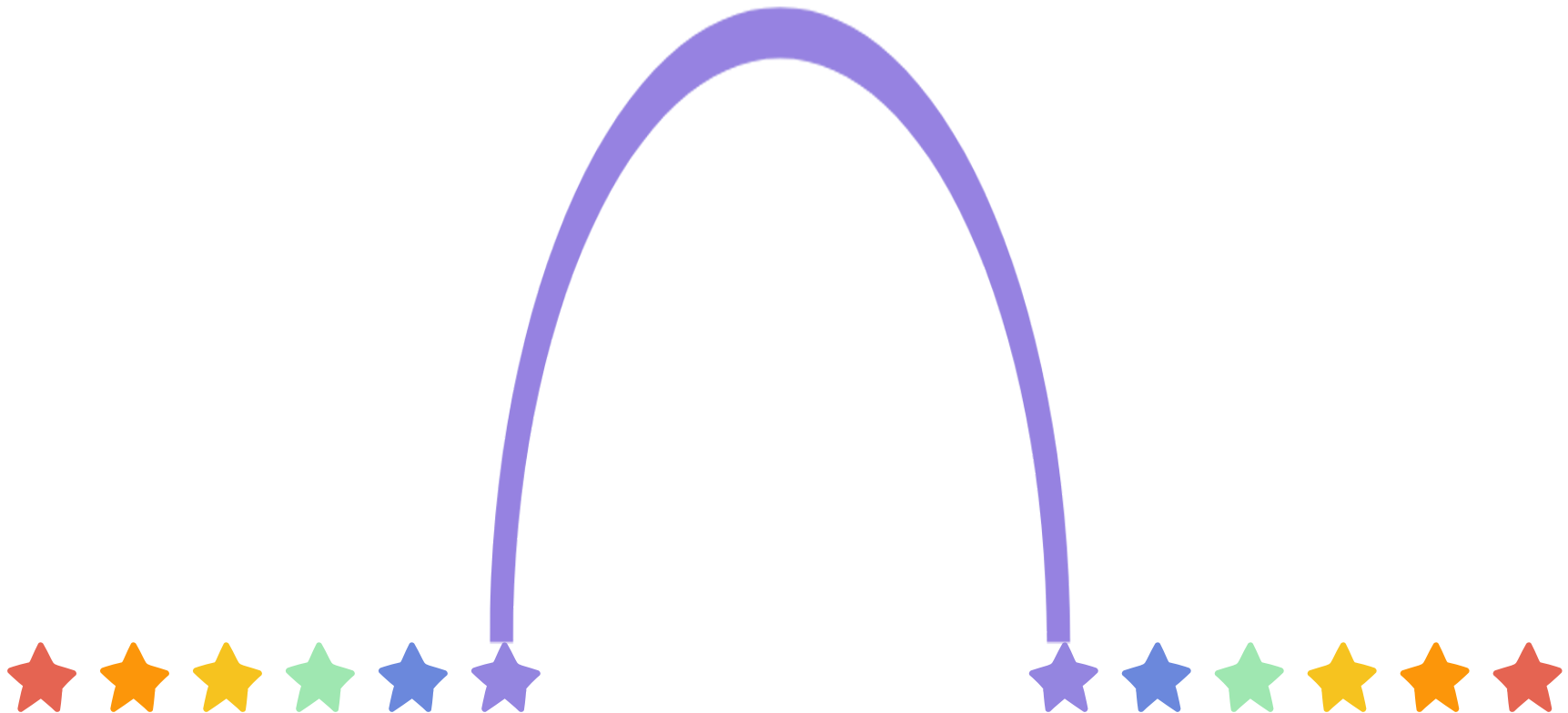
***DRAW A RAINBOW***



***DRAW A RAINBOW***



***DRAW A RAINBOW***



# TERMS OF USE

Thank you for your purchase! By purchasing this resource, you are agreeing that the contents are the property of PRESCHOOL JOY and licensed to you only for personal use as a single user. I retain the copyright, and reserve all rights to this product.

## YOU MAY:

- Use free and purchased items for your own personal use.
- Reference this product in blog posts, at seminars, professional development, workshops, or other such venues, ONLY if both credit is given to myself as the author, and a link back to the original source ([readyhandsforkindergarten.com](http://readyhandsforkindergarten.com))
- Teachers may use these activities within their own classroom. To use in multiple classrooms or an entire school, please contact directly to obtain a multi-use license.

## YOU MAY NOT:

- Claim this work as your own, alter the files in any way, or remove copyright / watermarks.
- Sell the files or combine them into another unit for sale / free.
- Post this document for sale / free elsewhere on the internet (this includes Google Doc links on blogs).
- Making copies of purchased items to share with others is strictly forbidden and is a violation of the TOU / law.

Thank you for abiding by universally accepted codes of professional ethics while using this product. As this is a digital product, no refunds will be issued. If you encounter an issue with your file, notice an error, or are in any way experiencing a problem, please contact me, and I will be more than happy to help sort it out. You can message me at [info@preschooljoy.com](mailto:info@preschooljoy.com)

\*All activities are to be completed with adult supervision. Upon purchase you are agreeing to these terms of use.