

APPLE COUNTING

activity



HOW TO USE THIS ACTIVITY

Supplies to gather:

- Scissors
- Hole punch

What to do:


- Print the activity onto cardstock (standard printer paper will work also if you that's all you have)
- Cut the counting strips apart.
- Count the number of apples in the basket and punch the same number of holes in the paper strip below.

Alternatives:

- Place small objects, like pompoms, blocks, or erasers on the strip.
- Place small balls of play dough on the strip and press each down with the pointer finger.
- Simple write the number on the strip. Or have a grownup write it with a highlighter and trace over it.
- Draw a slash, x, shape or other mark on the strip for each apple in the basket.

APPLE COUNTING


activity











Counting Apples




Instructions:

- Count the apples in the basket and punch that many holes in the strip.









TERMS OF USE

Thank you for your purchase! By purchasing this resource, you are agreeing that the contents are the property of PRESCHOOL JOY and licensed to you only for personal use as a single user. I retain the copyright, and reserve all rights to this product.

YOU MAY:

- Use free and purchased items for your own personal use.
- Reference this product in blog posts, at seminars, professional development, workshops, or other such venues, ONLY if both credit is given to myself as the author, and a link back to the original source (readyhandsforkindergarten.com)
- Teachers may use these activities within their own classroom. To use in multiple classrooms or an entire school, please contact directly to obtain a multi-use license.

YOU MAY NOT:

- Claim this work as your own, alter the files in any way, or remove copyright / watermarks.
- Sell the files or combine them into another unit for sale / free.
- Post this document for sale / free elsewhere on the internet (this includes Google Doc links on blogs).
- Making copies of purchased items to share with others is strictly forbidden and is a violation of the TOU / law.

Thank you for abiding by universally accepted codes of professional ethics while using this product. As this is a digital product, no refunds will be issued. If you encounter an issue with your file, notice an error, or are in any way experiencing a problem, please contact me, and I will be more than happy to help sort it out. You can message me at info@preschooljoy.com

*All activities are to be completed with adult supervision. Upon purchase you are agreeing to these terms of use.