
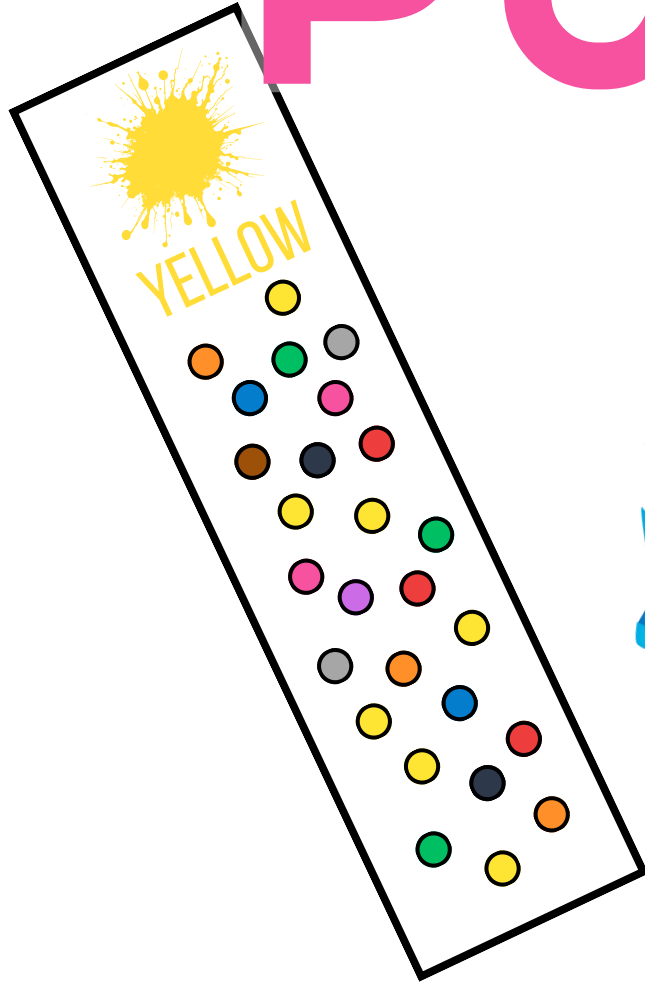


COLOR PUNCH

ACTIVITY



HOW TO USE THIS ACTIVITY

Supplies to gather:

- Scissors
- Hole punch

What to do:

- Print the activity onto cardstock (standard printer paper will work also if you that's all you have)
- Cut the punch strips apart.
- Choose a color strip.
- Use the hole punch to punch all of the colored circles that match the color at the top of the strip.

Alternatives:

- Use a q-tip (cut in half) to tap paint the dots that match.
- Place a small x over the dots or color in the dots that match.
- Place the strip on top of a mousepad and punch the dots with a toothpick.
- Use colored pony beads to mark the dots that match.
- Place a squishy bag over the activity, filled with beads, and move the beads into place on the matching dots.



RED



BLUE








GREEN



YELLOW




BLACK







PINK




PURPLE




ORANGE



GREY



BROWN



TERMS OF USE

Thank you for your purchase! By purchasing this resource, you are agreeing that the contents are the property of PRESCHOOL JOY and licensed to you only for personal use as a single user. I retain the copyright, and reserve all rights to this product.

YOU MAY:

- Use free and purchased items for your own personal use.
- Reference this product in blog posts, at seminars, professional development, workshops, or other such venues, ONLY if both credit is given to myself as the author, and a link back to the original source (readyhandsforkindergarten.com)
- Teachers may use these activities within their own classroom. To use in multiple classrooms or an entire school, please contact directly to obtain a multi-use license.

YOU MAY NOT:

- Claim this work as your own, alter the files in any way, or remove copyright / watermarks.
- Sell the files or combine them into another unit for sale / free.
- Post this document for sale / free elsewhere on the internet (this includes Google Doc links on blogs).
- Making copies of purchased items to share with others is strictly forbidden and is a violation of the TOU / law.

Thank you for abiding by universally accepted codes of professional ethics while using this product. As this is a digital product, no refunds will be issued. If you encounter an issue with your file, notice an error, or are in any way experiencing a problem, please contact me, and I will be more than happy to help sort it out. You can message me at info@preschooljoy.com

*All activities are to be completed with adult supervision. Upon purchase you are agreeing to these terms of use.