

BINGO CHIP LETTERS

activity



HOW TO USE THESE MATS

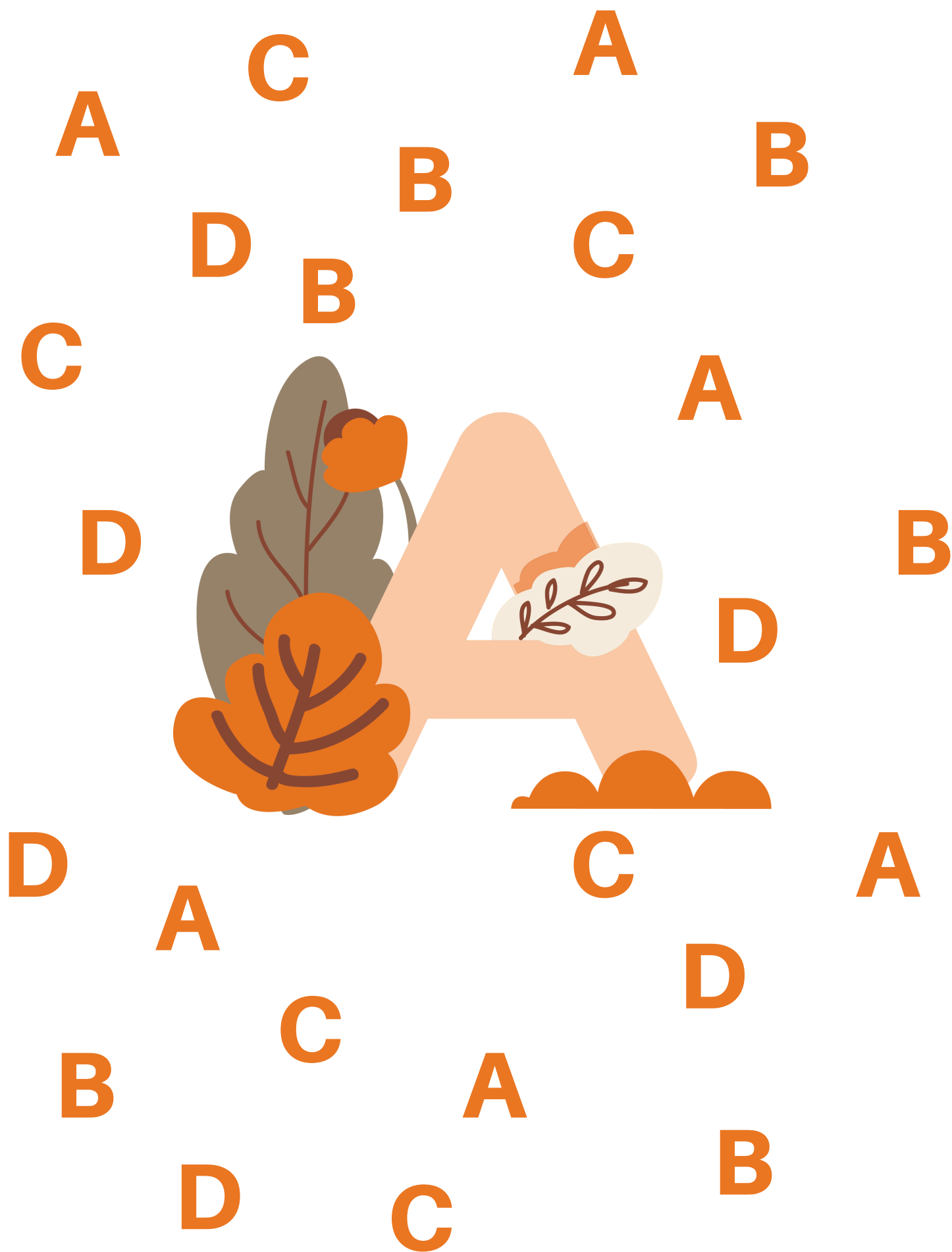
What you will need:

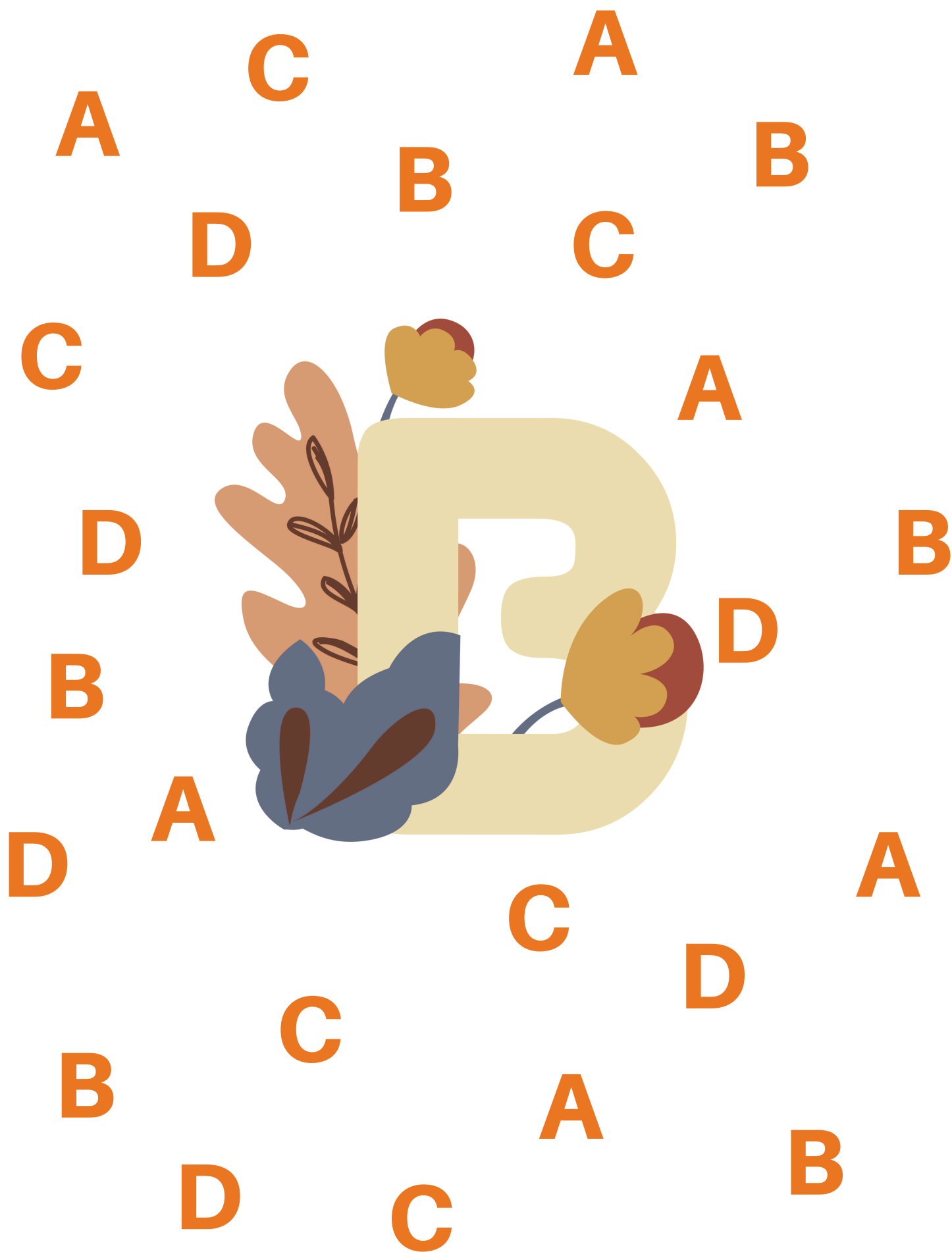
- BINGO chips with metal rim
- Magnetic BINGO wand (optional)


What to do:


- Print out the activity onto heavy cardstock.
- To use it over and over again, laminate it or slide it into a plastic sleeve.
- Have your child place BINGO chips on the letters that match the one in the center.
- Once finished, go over it with the magnetic wand to remove them from the mat. (Or remove again with fingertips if you do not have a BINGO wand.)
- Repeat as many times as you like.
- Say the name of the letter. Sound it out. Look around your environment for things that start with that letter.


*If you do not have BINGO chips, use buttons, pieces of play dough, buttons, pompoms or coins instead.































N

P

N

O

O

M

P

P

O

N

O

M

M

N

N

M

P

M

P

N

O

O

M

P



N P N O M P O P N O M N M N M P N M O M P N O



N

P

N

O

O

M

P

P

N

P

O

M

N

M

O

N

P

M

O

P


O

N

M


M





R T R S T Q S T R S Q R Q T S Q T R S Q T






R T R S
Q T S
T R T
S R S
Q Q
R Q
Q R
S T Q
Q R S
T



R T R S Q T T S
T Q R T Q S
Q S R Q R Q
S T R S Q T
















TERMS OF USE

Thank you for your purchase! By purchasing this resource, you are agreeing that the contents are the property of PRESCHOOL JOY and licensed to you only for personal use as a single user. I retain the copyright, and reserve all rights to this product.

YOU MAY:

- Use free and purchased items for your own personal use.
- Reference this product in blog posts, at seminars, professional development, workshops, or other such venues, ONLY if both credit is given to myself as the author, and a link back to the original source (readyhandsforkindergarten.com)
- Teachers may use these activities within their own classroom. To use in multiple classrooms or an entire school, please contact directly to obtain a multi-use license.

YOU MAY NOT:

- Claim this work as your own, alter the files in any way, or remove copyright / watermarks.
- Sell the files or combine them into another unit for sale / free.
- Post this document for sale / free elsewhere on the internet (this includes Google Doc links on blogs).
- Making copies of purchased items to share with others is strictly forbidden and is a violation of the TOU / law.

Thank you for abiding by universally accepted codes of professional ethics while using this product. As this is a digital product, no refunds will be issued. If you encounter an issue with your file, notice an error, or are in any way experiencing a problem, please contact me, and I will be more than happy to help sort it out. You can message me at info@preschooljoy.com

*All activities are to be completed with adult supervision. Upon purchase you are agreeing to these terms of use.